

Chair Topper

A roof top box that lifts and stows a folding wheelchair.



The Chair Topper will pick up and unload a folding frame wheelchair right next to the vehicle's front door. By transporting the wheelchair in a roof top box, the space inside the car can be used as it was intended: seats for passengers and the boot for cargo.

The weatherproof compartment protects the wheelchair from rain, wind, sun and snow. It also keeps any dirt on the wheelchair out of the car.

The hand control is used to stow or retrieve the wheelchair, both operations takes about 30 seconds each.

Available in two versions, Left and Right, the Chair Topper can be installed for either the passenger side or the driver side. The Chair topper is installed using standard roof racks and requires no permanent alterations to the vehicle. Should the user buy a new car, the Chair Topper can be moved along, providing it fits.

Quick facts

- New flowing design
- Quick and easy stowing
- Weatherproof
- Mounted on standard roof racks
- No permanent alterations required

Specifications

POWER SUPPLY	12 V
FUSE	15 A
LIFT CAPACITY	20 kg

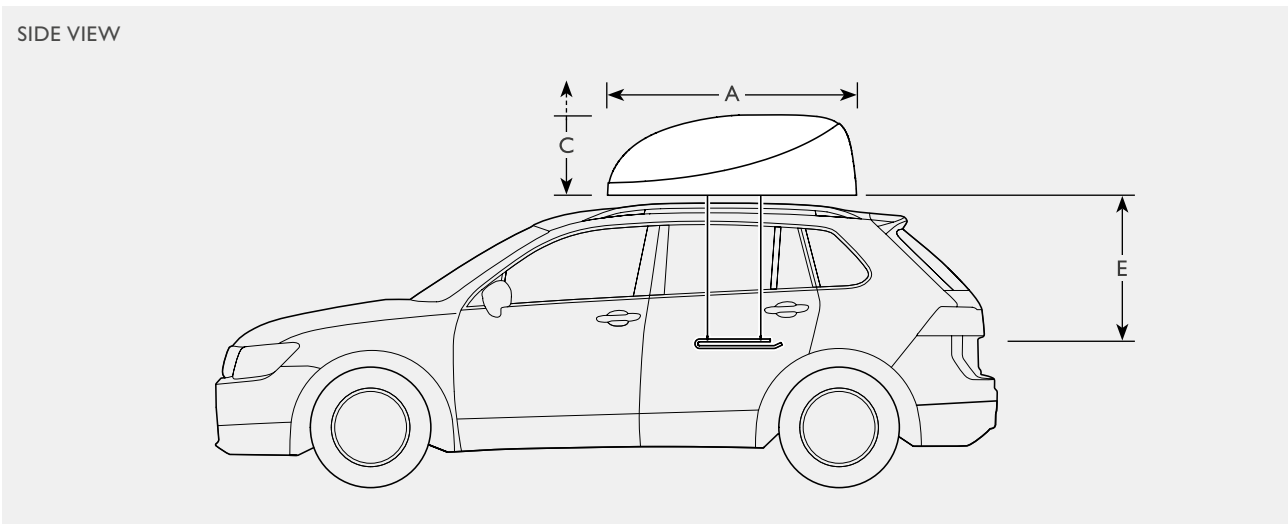
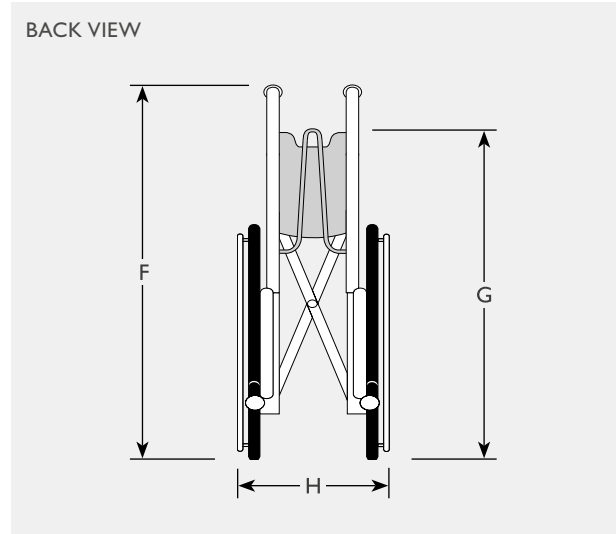
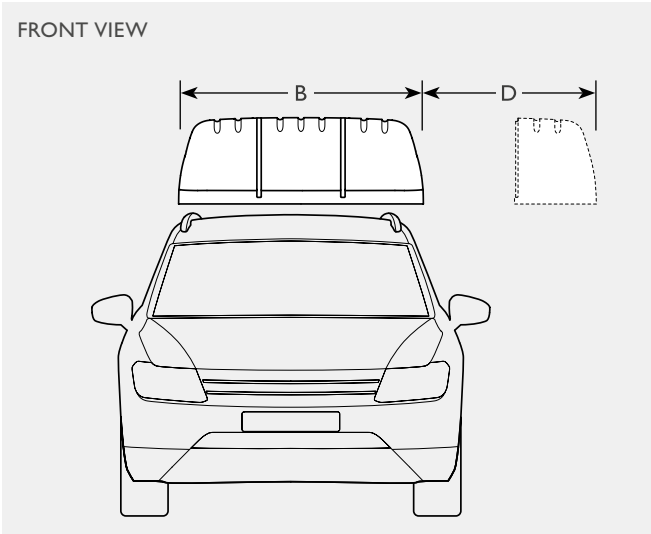
To guarantee your safety Autoadapt products are designed and tested according to current directives and standards.



Chair Topper

Dimensions and models

Requires a car with roof racks for installation.
Requires a foldable wheelchair for stowing.



Chair Topper		Hoist placement	Length	Width	Height	Extension	Chain length	Max folded height	Max folded apex** height	Max folded width	Lift capacity	Unit weight
		A	B	C	D	E	F	G	H			
103993	Chair Topper	left	143	131	46+10*	91	109	93	83	35	20	55
103994	Chair Topper	right	143	131	46+10*	91	109	93	83	35	20	55
103506	Chain extension kit					91 (200)						
101865	Universal wireless remote											

All weights and dimensions are given in kilograms and centimetres, and for reference only. *During operation the product extends an additional 10 cm in height. **The highest point of the folded wheelchair seat fabric. See the installation manual for instructions on how to lower the apex if needed.